

LIGHTING / SCONCE

[EMAIL US FOR INFO](#) or call (714) 543-1266

Seville Selenite Sconce Double



DESCRIPTIONS: Metal frame, natural selenite mineral bars on acrylic structure

DIMENSIONS CUSTOM SIZES AVAILABLE

4.5" x 5" x 18"H

9" x 8" x 30" H

5" x 6.75" x 37"H

ELECTRICAL / UL certification

*UL will be added automatically until declined*

UPCHARGE

ELECTRICAL

Standard E26/E27 based, T10 tubular LED 6W tube bulbs (40W equivalent) 2700 Kelvin warm white dimmable. Voltage AC110/AC130V


SHIPPING FROM CALIFORNIA

There will be a crate/packing cost and a separate shipping cost. The item will be shipped by ground carrier to receiver.

FOR ACCURATE FREIGHT QUOTE PROVIDE:

- Complete delivery address and contact person.
- Phone number of addressee.

HARDWARE FINISH



Satin Nickel

Satin Black Nickel

Satin Brass

Burnish Brass




Bronze Powder Coat



Espresso Powder Coat




Black Powder Coat




Oil Rubbed Bronze


NO CHARGE




Polished Nickel



Polished Black Nickel



Polished Brass



Champagne



Rose Gold



Chrome

UPCHARGE



Polished Gold



Satin Gold

UPCHARGE