

RON DIER DESIGN *fld*



ELLIPTICAL SELENITE CHANDELIER

Chiseled selenite on acrylic.
Custom sizes available.

HANGING OPTIONS


Chain, cable or rod.
Adjustable overall drop

ELECTRICAL


4 medium base sockets, 800 watt power cord. Suggested 40 watt equivalent LED bulbs.

UL available with additional fee
*Change in lamping will be subject to upcharge


FINISH OPTION




Polished Nickel




Satin Nickel



Polished Brass




Satin Brass




Champagne



Bronze Powder Coat



Polished Black Nickel



Satin Black Nickel



Polished Gold



Satin Gold



Burnish Brass




Oil Rubbed Bronze




Espresso Powder Coat



Black Powder Coat



Chrome



Rose Gold

