

RON DIER DESIGN *for*



PROFILE MINERAL LAMPS

Mineral slice, metal body.
All lamps are one of a kind, contact
us for stone inventory.

BASE OPTIONS


Acrylic base, Black obsidian base
Stepped metal base, or metal plate base

ELECTRICAL


60 watt max socket suggested
300 Volt wire.
UL available with additional fee
*Change in lamping will be subject to upcharge

HARDWARE FINISH


NO CHARGE




Satin Nickel



Satin Black Nickel



Satin Brass



Burnish Brass



Bronze Powder Coat



Espresso Powder Coat




Black Powder Coat




Oil Rubbed Bronze


UPCHARGE




Polished Nickel




Polished Black Nickel




Polished Champagne




Satin Champagne



Polished Brass



Chrome



Rose Gold



Polished Gold



Satin Gold

